



# Maine Employment Report

## Joint Economic Committee

Senator Mike Lee, Chairman

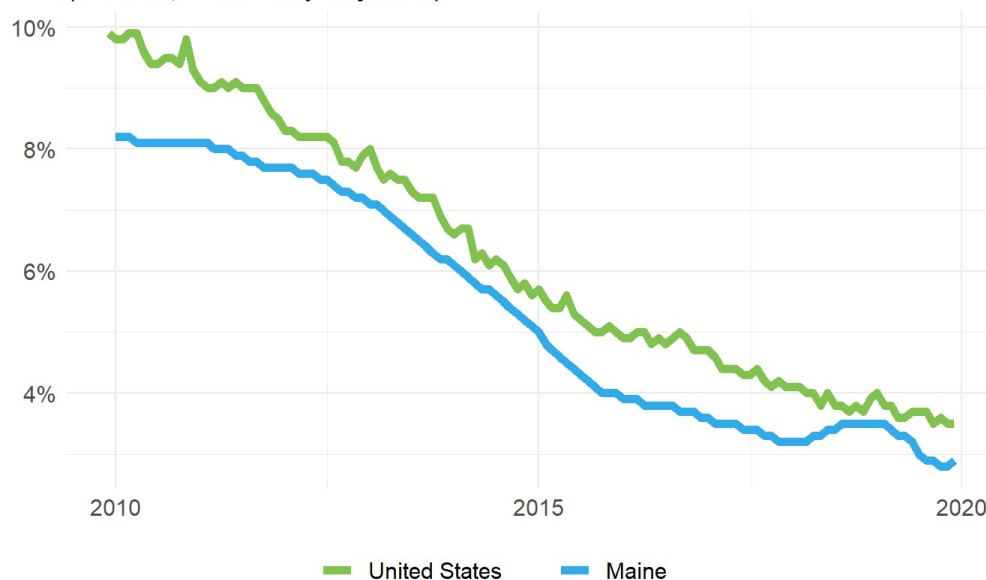
January 24, 2020

### Summary

- **Maine added 2,500 net payroll jobs and the unemployment rate rose by 0.1 percentage point to 2.9 percent in December**, according to Bureau of Labor Statistics (BLS) data released at 10:00am on January 24, 2020.
- **Over the past twelve months, Maine added 7,400 payroll jobs** and the unemployment rate fell by 0.6 percentage point from 3.5 percent.
- **In December, Maine's private sector added 2,500 net private payroll jobs** and over the past twelve months it added 7,400 private payroll jobs in the establishment survey.
- In the household survey, the number of **unemployed rose by 300 on net in December**, and over the past year employment fell by 1,635.
- Maine's **labor force participation rate rose to 62.3 percent** in December from 62.2. Since last year, the labor force participation rate fell by 0.8 percentage point.
- The national unemployment rate **remained unchanged in December**. State employment and unemployment data for January is scheduled for release March 16, 2020. The national employment situation report for January will be released February 07, 2020.

### Maine and U.S. Unemployment Rates

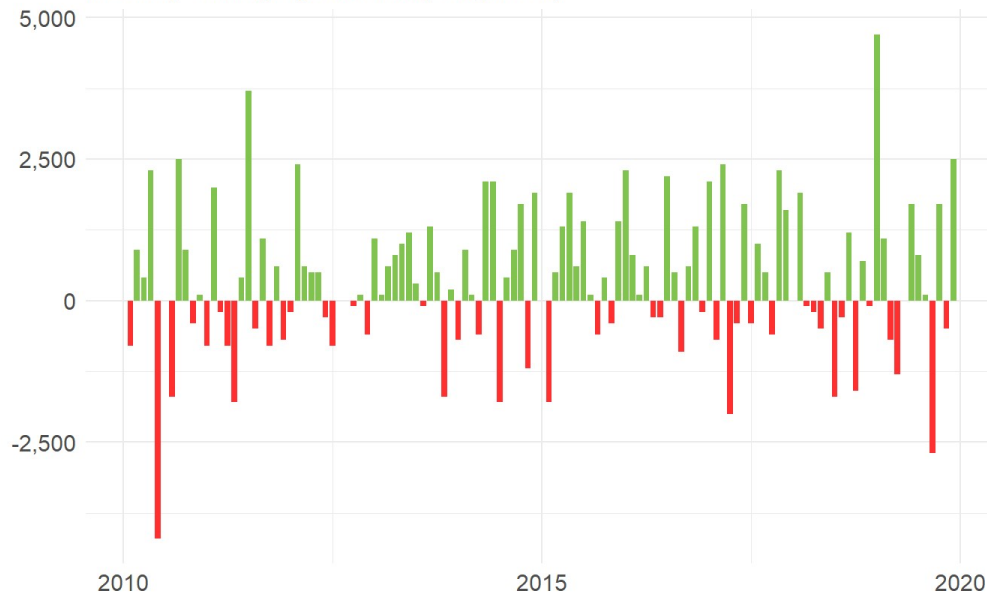
(Percent, Seasonally Adjusted)



Source: Bureau of Labor Statistics

### Maine Payroll Employment

## Maine Nonfarm Payroll Jobs Monthly Change (Seasonally Adjusted)



Source: Bureau of Labor Statistics

Maine added 2,500 net payroll jobs, or 0.4 percent, on a seasonally adjusted basis during December. In the prior month, Maine lost 500 jobs. Over the past twelve months, Maine added 7,400 payroll jobs, or 1.2 percent. Maine nonfarm payroll employment had increased in 7 of the past 12 months.

Nationally, nonfarm payrolls rose by 145,000 in December, or rose by 0.1 percent. Over the 12-month period ending with December, nonfarm payrolls rose by 2,108,000 jobs, or 1.4 percent. Maine is tied for 23rd among the 50 states and the District of Columbia for percentage gain in nonfarm payroll employment over the past 12 months.

During December, Maine's private-sector added 2,500 jobs, or approximately 0.5 percent. The private-sector in Maine lost 600 jobs in the prior month. Over the past twelve months, private-sector payrolls in Maine added 7,400, or 1.4 percent. Maine private-sector payroll employment has increased in 6 of the past 12 months.

Nationally, private-sector payroll jobs rose by 139,000 jobs in December, or 0.1 percent. Over the past 12 months, the national payroll rose by 1,947,000 jobs in the private sector, or rose by 1.5 percent. Maine is tied for 21st among the 50 states and the District of Columbia for a percentage gain in private-sector payroll employment over the past 12 months.

## Change in Maine Payroll Employment by Sector over Past 12 Months



Source: Bureau of Labor Statistics, seasonally adjusted

The best performing sectors on a seasonally adjusted basis during December were Leisure and Hospitality (1,600) and Trade, Transportation, and Utilities (500). The poorest performing sectors during the month were Mining and Logging (-100) and Professional and Business Services tied with Education and Health Services (-1,200).

The best performing sectors during the last twelve months were Construction (3,100) and Leisure and Hospitality (3,000). The poorest performing sectors during the last twelve months were Mining and Logging (-100) and Professional and Business Services tied with Education and Health Services (-1,200).

## Maine Labor Force Statistics

### Labor Force Participation

The labor force participation rate in Maine rose to 62.3 percent in December from 62.2 percent in the prior month. At a labor force participation rate of 62.3 percent, Maine is tied for 33rd in the nation. The labor force participation rate in Maine fell by 0.8 percentage point from a year earlier. The labor force participation rate is the percentage of the civilian noninstitutionalized population age 16 and older who are employed or actively looking for work.

The 10-year high for the labor force participation rate in Maine was 65.1 percent last occurring in August 2013. The series high for the labor force participation rate in Maine occurred in February 2000 when the labor force participation rate hit 68.8 percent. The 10-year low for the labor force participation rate was 62.2 percent, last occurring in November 2019. The series low for the labor force participation rate in Maine last occurred in March 1978 when the labor force participation rate hit 59.7 percent.

The national labor force participation rate remained steady at 63.2 percent in December. That rate rose by 0.2 percentage point from a year earlier. The all-time high for the national labor force participation rate was 67.3 percent in April 2000. The 10-year high for the national labor force participation rate was 65.2 percent in April 2010. The recent 10-year low occurred in September

2015 at a level of 62.4 percent. The series low for the national labor force participation rate was 58.1 percent in December 1954.

### Employment-to-Population Ratio

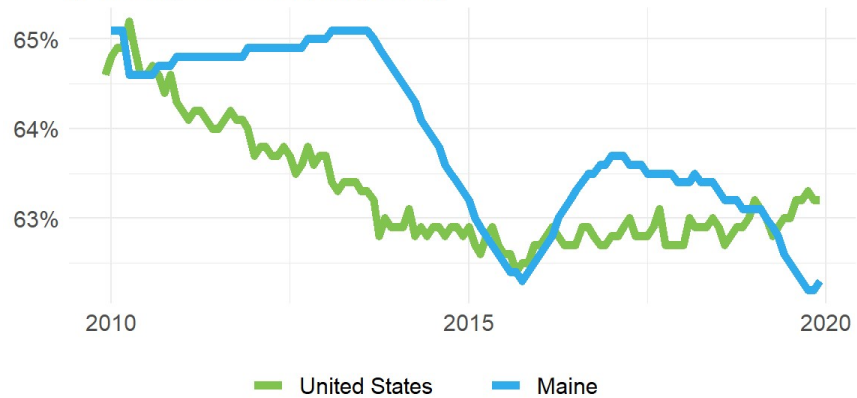
The employment-to-population ratio, or the percentage of the Maine civilian noninstitutionalized population 16 years and older counted as employed, in December remained unchanged. At 60.5 percent, Maine is tied for 28th among state employment-to-population ratios in the nation. The employment-to-population ratio in Maine fell by -0.4 percentage point from a year earlier.

The 10-year high for the employment-to-population ratio in Maine was 61.4 percent last occurring in April 2018. The series high for the employment-to-population ratio in Maine last occurred in April 2000 when the employment-to-population ratio hit 66.4 percent. The 10-year low for the employment-to-population ratio was 59.4 percent last occurring in October 2010. The series low for the employment-to-population ratio in Maine last occurred in November 1977 when the employment-to-population ratio hit 55.5 percent.

The national employment-to-population ratio remained steady at 61 percent in December. That rate rose by 0.4 percentage point from a year earlier.

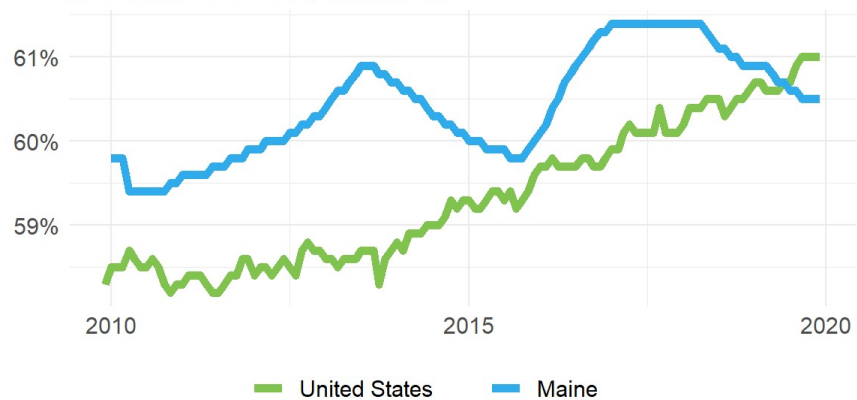
The all-time high for the national employment-to-population ratio was 64.7 percent in April 2000. The 10-year high for the national employment-to-population ratio was 61 percent in December 2019. The recent 10-year low occurred in July 2011 at a level of 58.2 percent. The series low for the employment-to-population ratio was 54.9 percent in October 1949.

## Maine and U.S. Labor Force Participation Rates (Percent, Seasonally Adjusted)



Source: Bureau of Labor Statistics

## Maine and U.S. Employment-to-Population Ratios (Percent, Seasonally Adjusted)



Source: Bureau of Labor Statistics